


Sink S3000

Bowl on the left

Kitchen Sinks

Code: 1312 062



DETAILS

Edge/Installation Type Standard (8 mm Edge)

Material AISI 304 stainless steel

Texture Foster brushed

Base 90 cm

Dimensions 1160 x 500 mm

Standard fittings Fixing hooks, gasket, drain, overflow and siphon, boxed packing

Mixer holes 1 standard hole

Built-in hole 1140 x 480 mm

Drainer Yes

Width 116 cm

Bowl dimension 400x400 + 340x400mm

Number of bowls 2 bowls

Waste fitting 3,5" drain

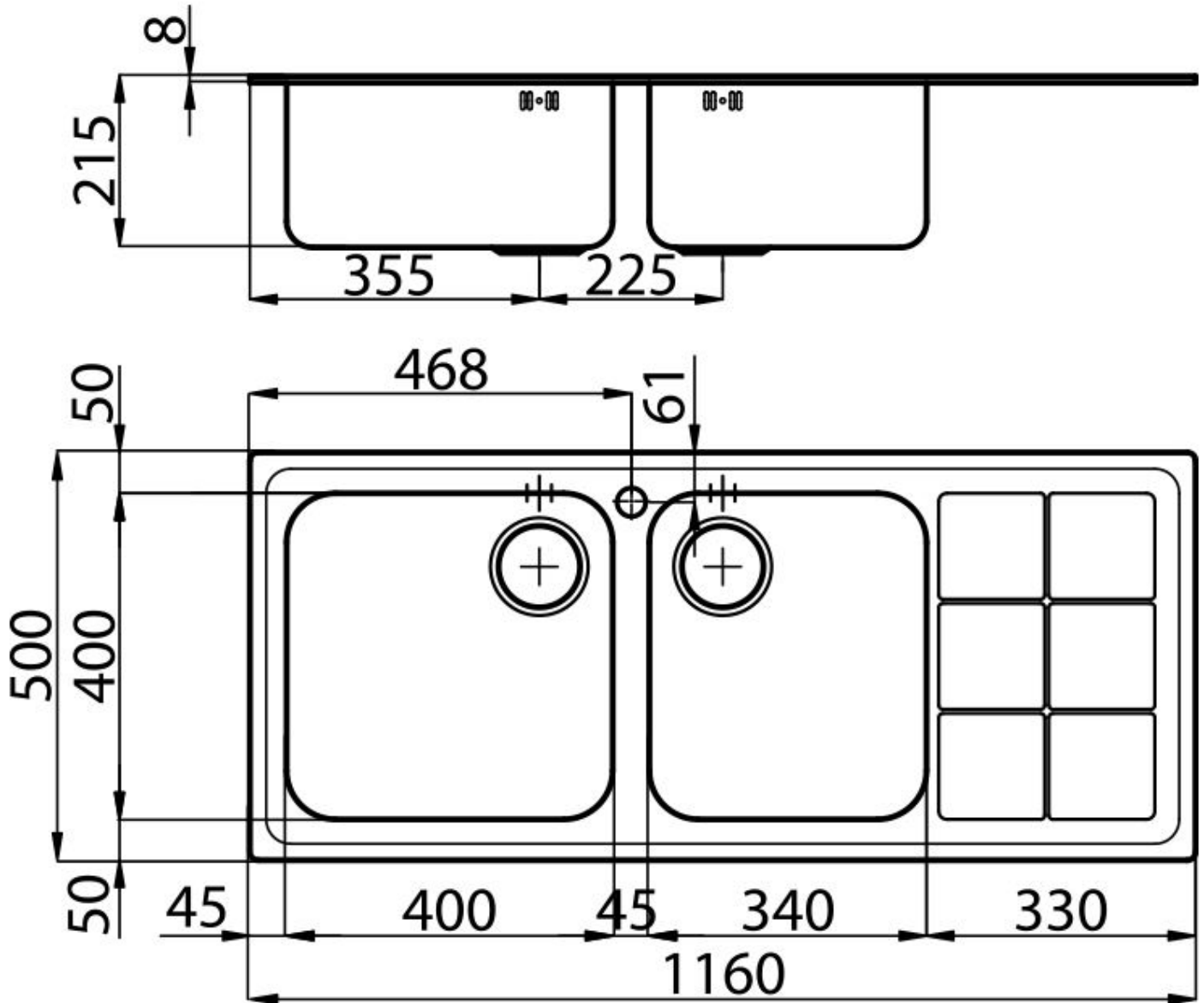
FEATURES

Basket 3,5" waste fitting The drain is equipped with a large 3.5" drain, with the practical basket cap that prevents the discharge of solid parts.

Deep bowls This bowls reach an important depth, over 20 cm, thanks to the advanced production technology, that can be offer great capieny and practicity in all the washing operations.

Sliding brackets

TECHNICAL DATA



GALLERY



OPTIONAL ACCESSORIES



Cestello inox
8612 000



Glass chopping board
8633 300



Glass chopping board
8631 300



HPDE Chopping board
8657 001



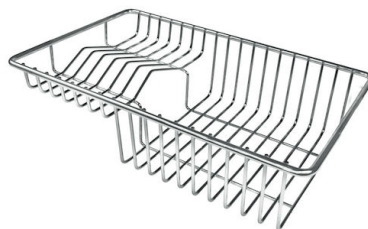
HPDE Twin chopping board
8644 101



Iroko-wood chopping board
8646 000



Stainless steel basket
8611 000



Stainless steel plate rack
8100 303
* only in combination with the accessory
8644 101



White bowl
8153 100